

In the period of COVID-19 LOCKDOWN, Coimbatore based Rathinam Institutions (Rathinam College of Arts & Science, Rathinam College of Engineering, Rathinam Institute of Management, Rathinam School of Architecture, Rathinam International Public School, and Rathinam Skill Training Centre) have involved in various online modes of Teaching & Learning with Online Foolproof Examinations is processing successfully. In the journey of this learning mode, the quest for knowledge was fulfilled when Rathinam College got the approval to access **FREE COURSES** with world leading MOOC (Massive Open Online Course) platform **COURSERA**. It has paved a way to the access of more than 3900+ courses which is handled by the most experienced eminent Academicians and Industrial Experts with the certification of the International Top Universities and Leading Industries such as (*University of Yale, ISB, Google, University of London, University of Michigan, HEC, Duke, ILLINOIS, University of Virginia, AWS–Amazon Web services, CISCO, Columbia University, IBM, Intel, Johns Hopkins University, The Linux Foundation, VMware, etc*). There are 430+ Arts & Humanities courses, 720+ Data Science Courses, 450+ Personal Development Courses, 180+ Language learning Courses, 1040+ Computer Science Courses, 590+ Health Science courses, 320+ Information Technology Courses, 500+ Physical Science & Engineering courses, 650+ Social Science Courses, and 1300+ Business & Management Courses are available. Rathinam College has lead the way to step into the new stream of learning to enrich the knowledge of teachers and students and it is very proud moment that Rathinam College is able to provide free courses access in COURSERA to the students, alumni faculty members, and Stakeholders. Just a click would allow land the learner into an online professional development program through Coursera. Rathinam Group of Institutions never fails in innovation. LOCKDOWN can never lock us from learning is the mantra of Rathinam College.

<https://coursera.rathinamcollege.edu.in>

PLEASE FOLLOW THE STEPS FOR CURRENT BATCH STUDENTS

We have sent a special invitation mail to your official college e-mail ID in outlook to enroll in the Coursera as FREE. You have an opportunity to enroll 20+ Courses in the Coursera platform to enrich your academic and to enhance your career path.

Steps to follow:

1. Open your College outlook email
2. Open the Coursera invitation mail
3. Click Join For Free in mail content
4. It will open Coursera portal, select new account in the dialogue box
5. Complete the profile using college outlook email id (which you received Coursera invitation)
6. Check your outlook email inbox, and confirm your registration in the email which is received from Coursera.
7. Login to Coursera using these credentials to enroll the Courses.

[For More Details please click Registration Manual](#)

PLEASE FOLLOW THE STEPS FOR RATHINAM ALUMNI

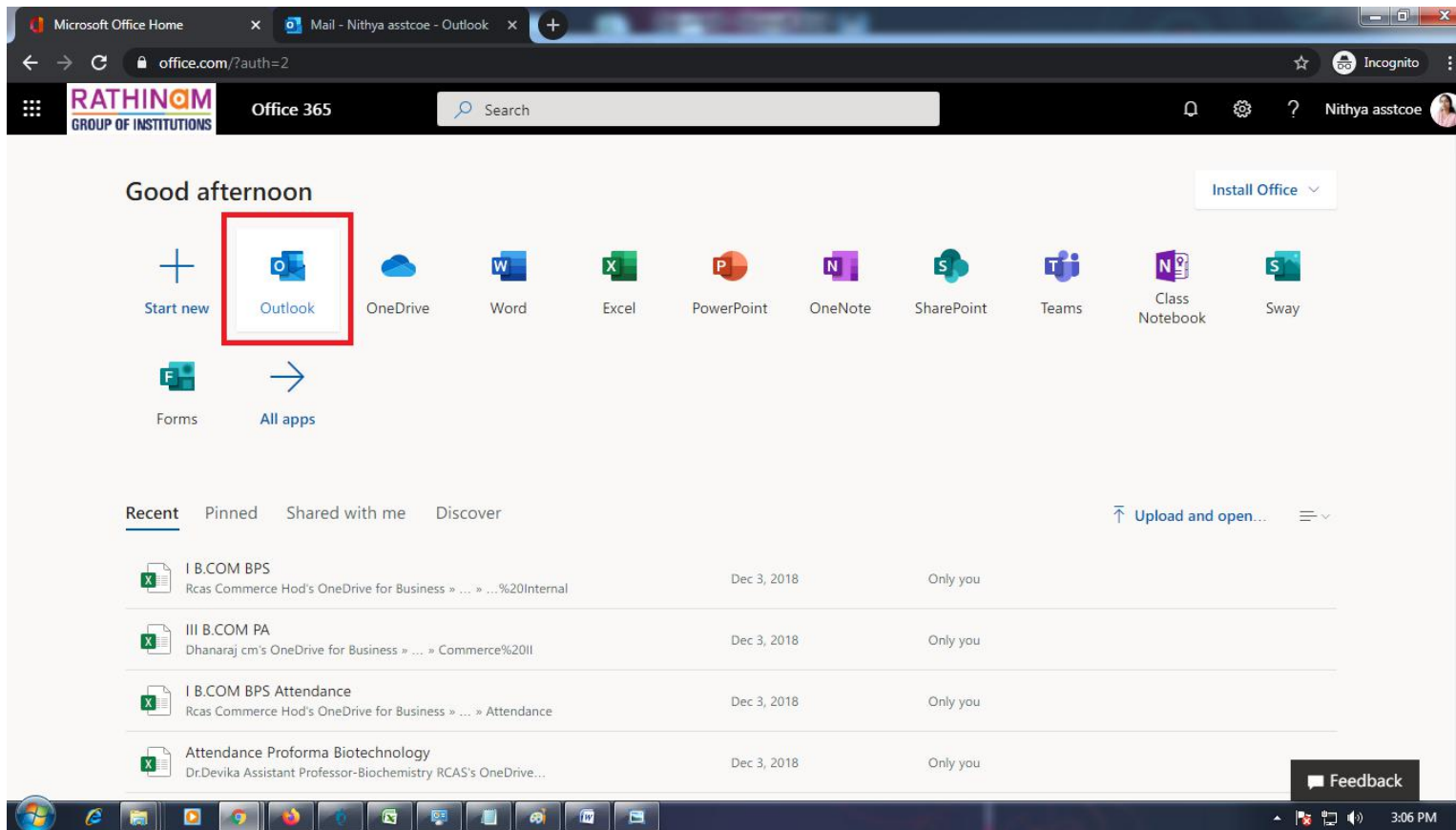
We would like to extend this opportunity to our RATHINAM ALUMNI, if you are interested, Kindly give following detail to enable access in the Coursera as **FREE**. You have an opportunity to enroll 20+ Courses in the Coursera platform to enrich your academic and to enhance your career path. Please follow the procedure to access the Courses in Coursera

Please give your details in the following Link: <https://bit.ly/3dcJVRU>

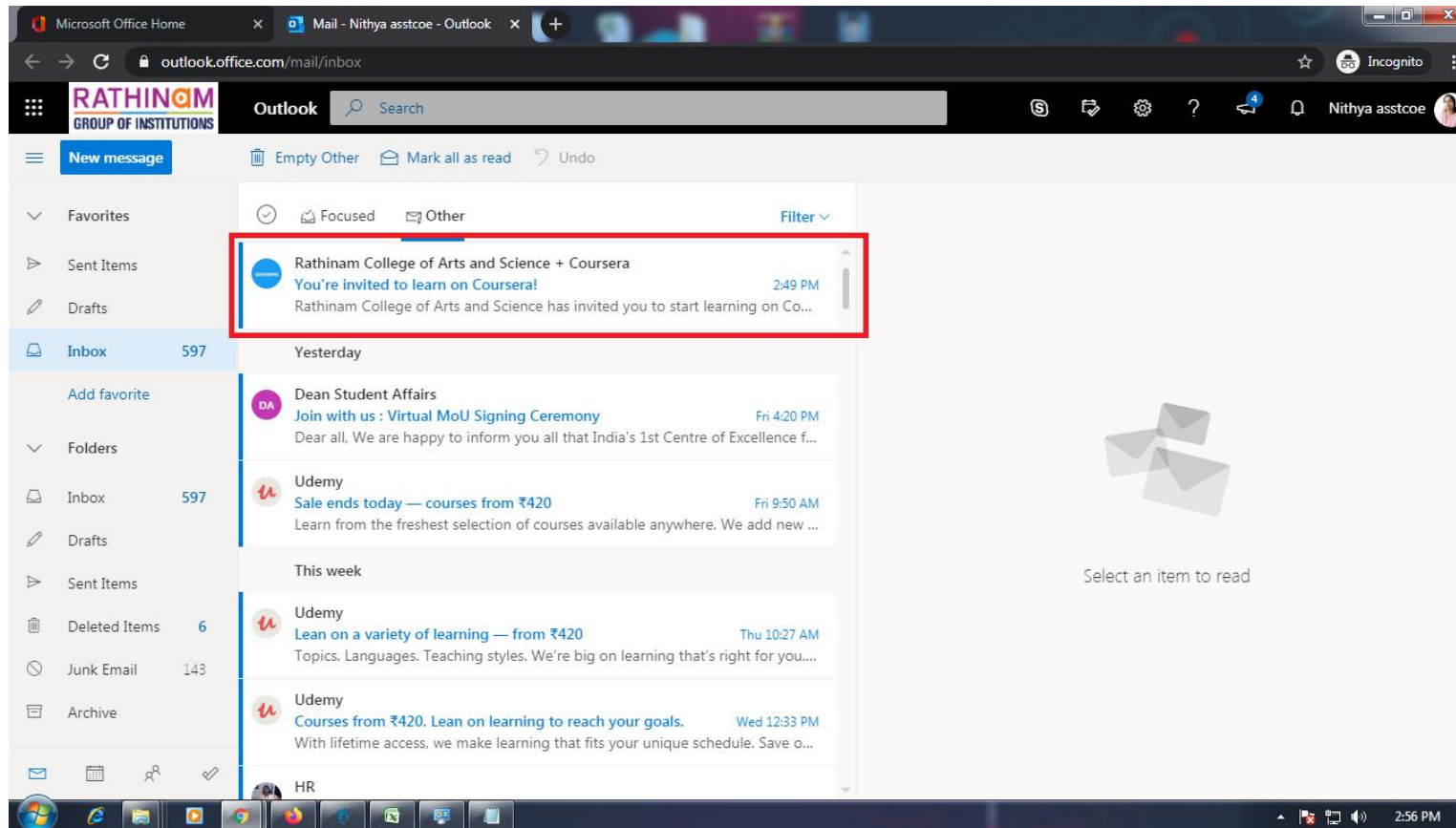
Once you give the details, we will send you a formal invitation and credentials to your registered email. If you have any doubt or issue on the above please connect:
Dr. Muralidharan, Principal, Rathinam College. M: - 9087578645

Last Date to enroll the course is: 31-07-2020 & Complete on or before 30-09-2020.

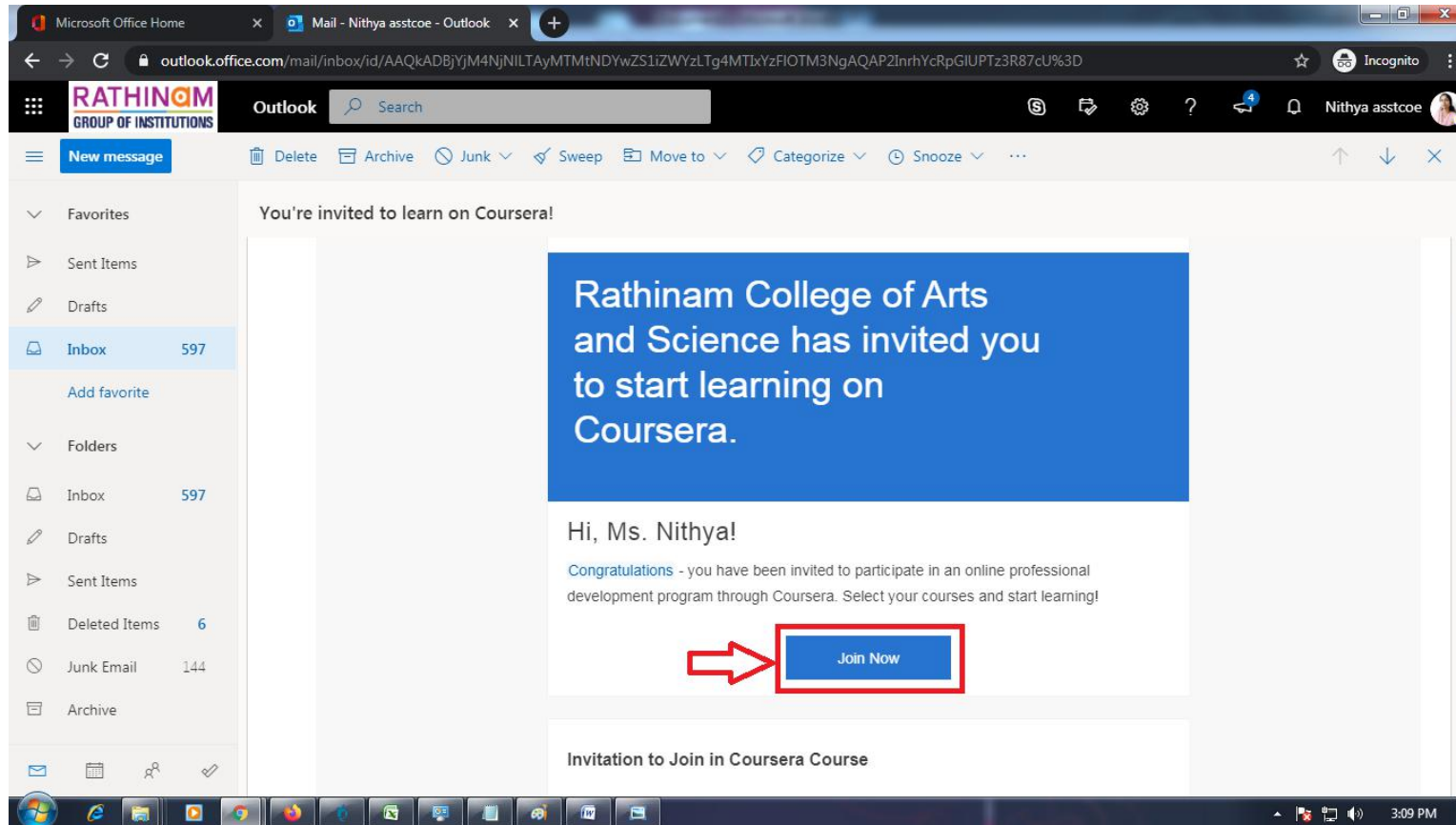
1. Open Rathinam College Outlook



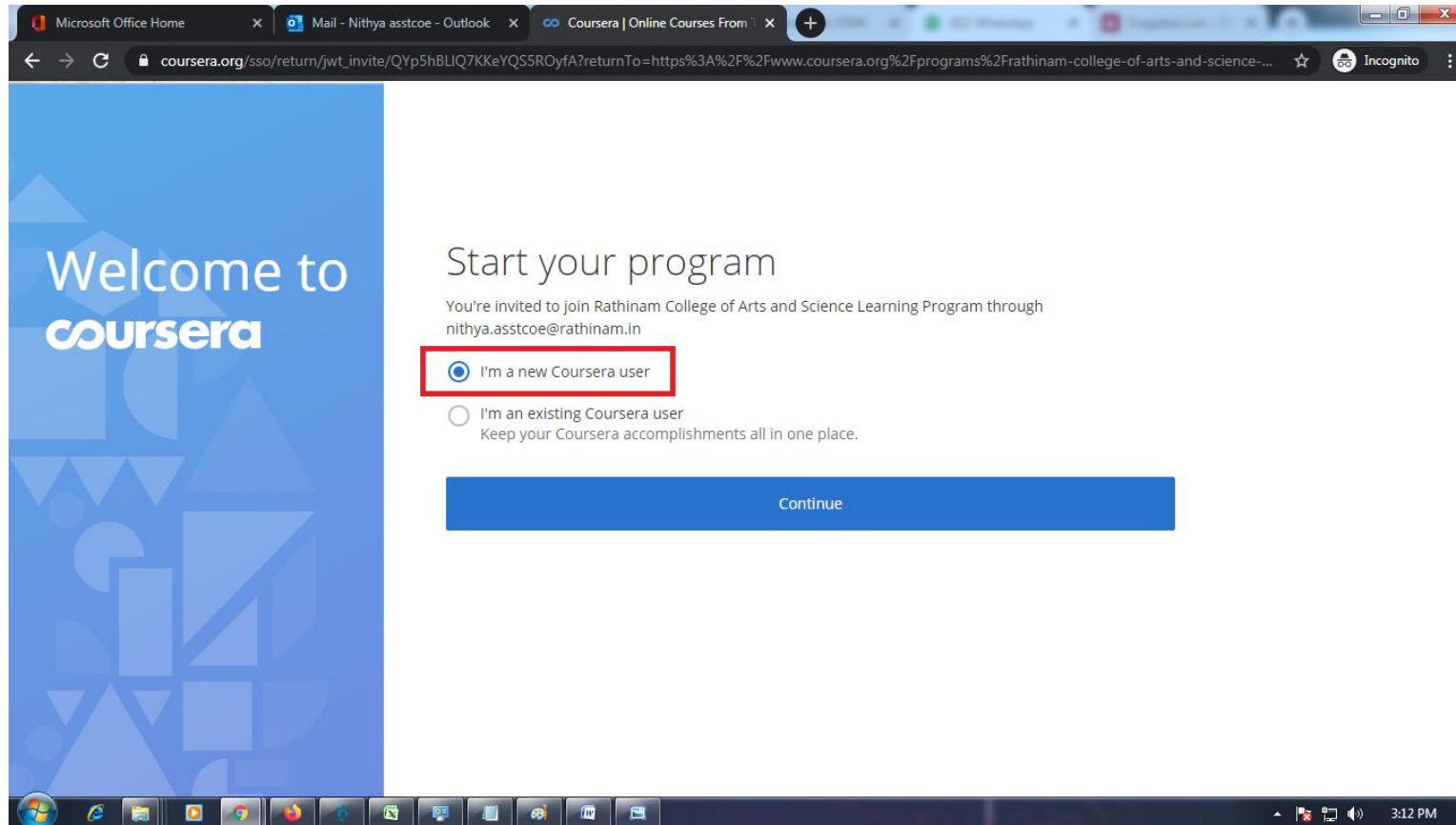
2. Find and open the Coursera Invitation e-mail in your rathinam college Outlook mail – Inbox



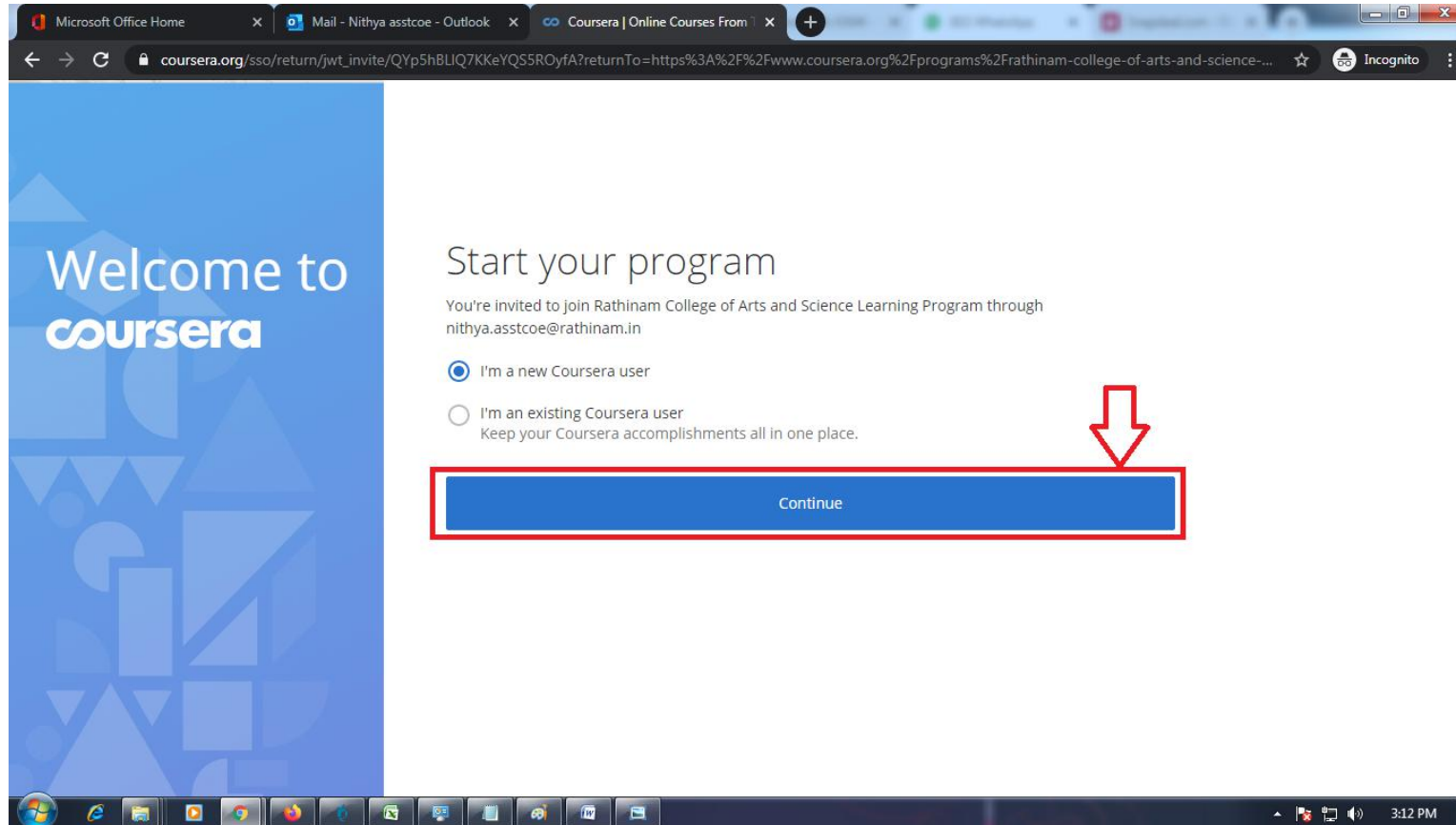
3. Click Join Now Button on the invitation mail.



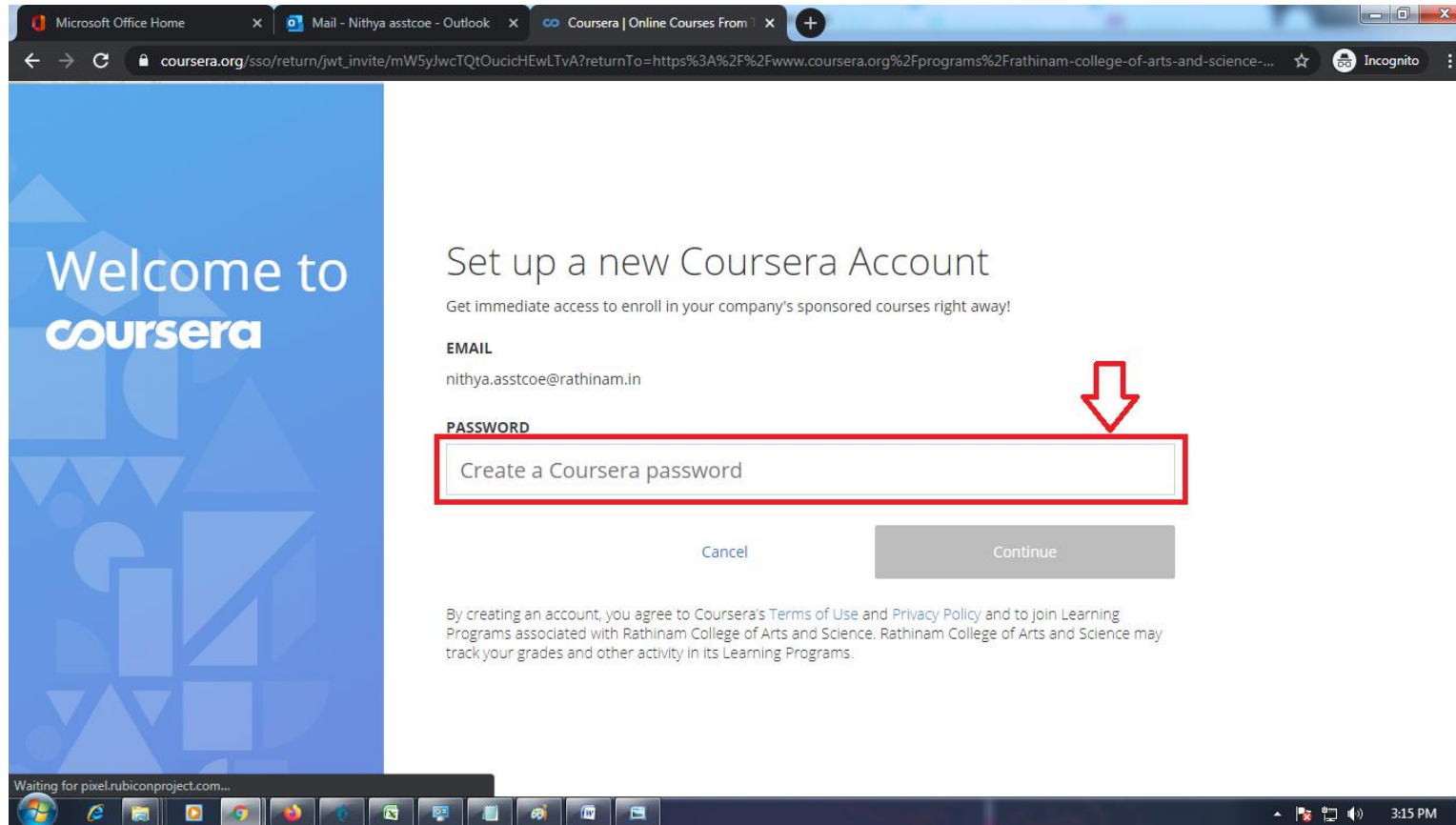
5. Select “I’m a new Coursera user”



6. Then Click on “Continue”



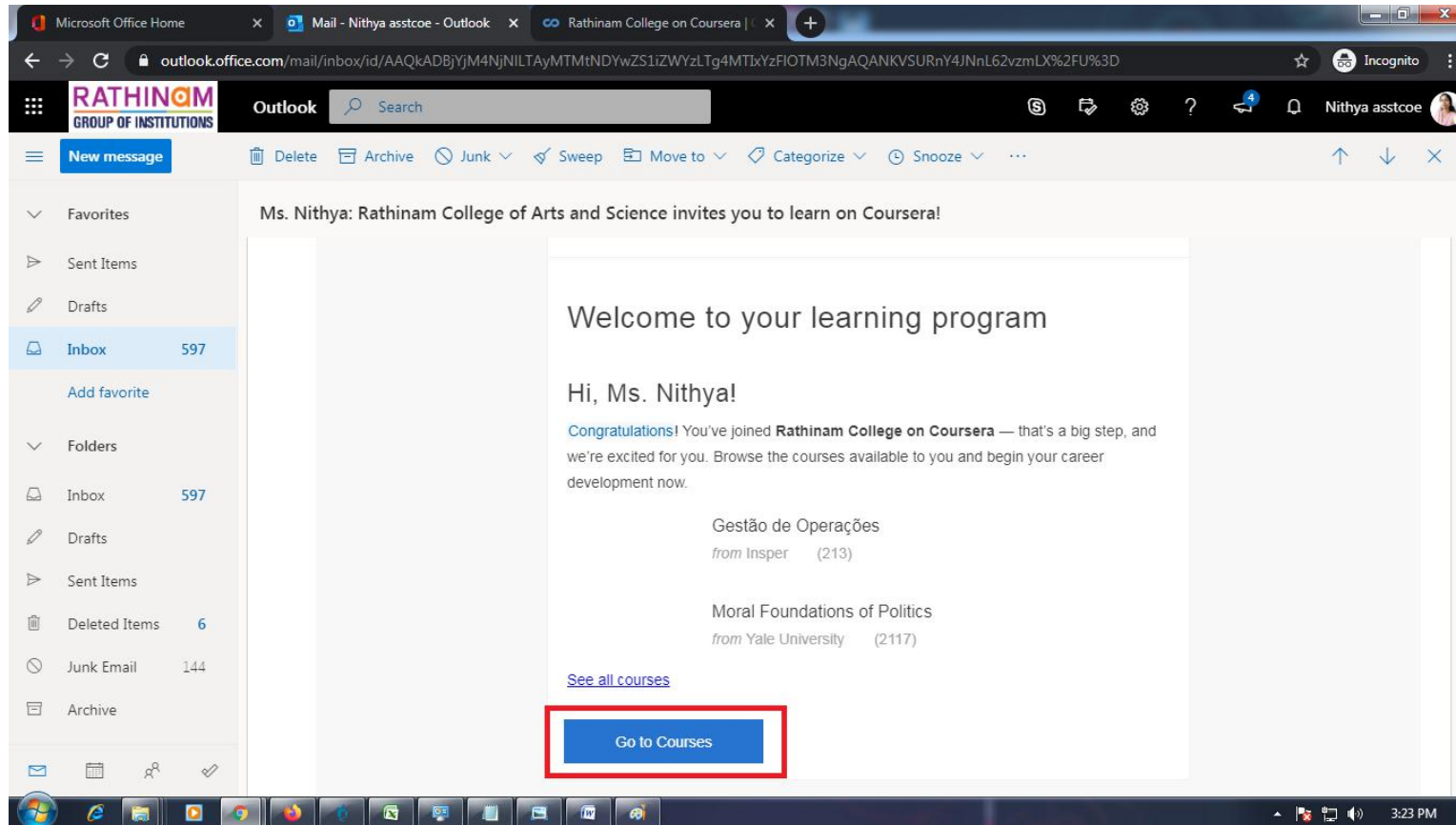
7. Enter the password of your wise and then click “Continue”



8. Find the registration confirmation mail in your outlook – Inbox

The screenshot shows a web browser window displaying the Outlook inbox. The browser tabs include 'Microsoft Office Home', 'Mail - Nithya asstcoe - Outlook', and 'Rathinam College on Coursera'. The address bar shows 'outlook.office.com/mail/inbox'. The Outlook interface includes a search bar, navigation icons (Delete, Archive, Junk, Sweep, Move to, Categorize, Snooze, Undo), and a left-hand navigation pane with folders like Favorites, Sent Items, Drafts, and Inbox (597). The main inbox area is organized by date, with a red box highlighting the email from 'Rathinam College of Arts and Science' with the subject 'Ms. Nithya: Rathinam College of Arts and Science invites you to learn on Coursera!'. Other visible emails include 'Attendance Report - ES Theory Examinations - 15-04-2019 AN - reg' from COE RCAS, 'How to get started with Coursera' from Coursera, 'Nptel Local Chapter : FDP Course list for Jul-Dec 2020' from Academic Principal, 'Circular-280-not to use single use plastic reg' from Rcas Office, 'Circular-279-Students grievances cell reg' from Rcas Office, and 'Interactive Session by Hon'ble Minister HRD with Higher Education Institution on 28th May 2020-reg' from Academic Principal. The Windows taskbar at the bottom shows the time as 3:21 PM.

9. Click on “Go to Courses” in the mail received.



10. Search for the available courses of your wise, enroll the course and enjoy learning.

